



Government of Kerala

# ENGINEERING ENTRANCE EXAMINATIONS KERALA – 2014

Dates of Examinations : April 21-22, 2014



**RESULTS - HIGHLIGHTS**

**JUNE 15, 2014**

**OFFICE OF THE COMMISSIONER FOR ENTRANCE EXAMINATIONS**  
HOUSING BOARD BUILDINGS, SANTHI NAGAR, THIRUVANANTHAPURAM – 695 001  
Telephone: 0471-2332120, 2338487. Fax: 0471-2337228

Website : [www.cee-kerala.org](http://www.cee-kerala.org)



# ENGINEERING

## ENTRANCE EXAMINATIONS





Government of Kerala  
Office of the Commissioner for Entrance Examinations  
Housing Board Buildings, Santhi Nagar, Thiruvananthapuram - 695 001

**NOTIFICATION**

**ENGINEERING RANK LIST, KERALA 2014 - PUBLISHED**

The rank list for admission to Engineering Courses 2014, is published herewith. The results will be available on the website of the Commissioner for Entrance Examinations [www.cee.kerala.gov.in](http://www.cee.kerala.gov.in)

The Entrance Examination for Engineering courses 2014 was conducted on 21<sup>st</sup> (Paper-I: Physics & Chemistry) and 22<sup>nd</sup> (Paper - II: Mathematics) April 2014. The scores obtained by the candidates in the Entrance Examination were published on 15.05.2014.

Those candidates who have qualified in the Engineering Entrance Examination were directed to submit the marks obtained for Mathematics, Physics and Chemistry/Computer Science/Biotechnology/Biology in the Second year of Plus Two or equivalent Qualifying Examination through the website [www.cee.kerala.gov.in](http://www.cee.kerala.gov.in) from 20.05.2014 to 06.06.2014 and to submit the duly signed copy of Mark Submission Data along with attested copies of Plus Two mark sheets on or before 06.06.2014 to the Commissioner for Entrance Examinations. The marks submitted by the candidates were subsequently published on the website for verification on 06.06.2014 and the candidates were directed to inform changes, if any, in the published data on or before 09.06.2014. Out of 74307 candidates qualified in the Engineering Entrance Examination 57081 candidates have submitted their marks in the Qualifying Examination to the Commissioner for Entrance Examinations.

For the preparation of Engineering Rank list, equal weightage was given to the marks obtained in the Entrance Examination for Engineering (Paper I & Paper II put together) and the grade/marks obtained for Mathematics, Physics and Chemistry/Computer Science/Biotechnology/Biology put together in the Second year of the Qualifying Examination (Plus Two or equivalent), after effecting the standardization procedure as described in Clause 9.7.4 (b)(iii) of the Prospectus.

The statistical parameters used for standardization of marks of various Boards are given in Appendix-I. Some of the Boards/Authorities did not provide the statistical parameters/data essential for the process of standardization of marks of those candidates who studied for the Qualifying Examination under that stream. The marks of candidates from such Boards have been standardized based on the criteria decided upon by the Committee constituted vide G.O.(Rt)No.925/2014/H.Edn dated 15.05.2014 and the decision is final and binding on the applicant.

Marks obtained by the candidate in the Engineering Entrance Examination (Paper I & Paper II put together) is computed out of 300, and added to the total standardized marks of Mathematics, Physics and Chemistry/Computer Science/Biotechnology/Biology as the case may be in the final year of the Qualifying Examination computed out of 300, both corrected to 4 places of decimals. The rank list for Engineering Courses is then prepared based on the total marks obtained out of 600, computed as above.

The results of a few candidates have been withheld for the reason of not submitting the duly signed printout of Mark Submission Data/attested copies of mark sheets of Qualifying Examination. The marks data furnished by respective Boards, of such candidates, are taken for preparation of Engineering Rank List. Their results will be released only on submission of the duly signed '**proforma for release of Engineering Rank**' available in the website along with attested copies of the original mark sheets of the Qualifying Examination. In case, the marks submitted by the candidate which have been used for the preparation of the rank list differ from the actual marks secured by that candidate, he/she will be disqualified. No further communication will be entertained in this regard. Such candidates will also be liable for penal action.

The inclusion of a candidate in the rank list does not entitle him/her for admission to the courses unless he/she satisfies all the conditions of eligibility as prescribed in the Prospectus.

The category/community-wise list based on the rank list will also be published in due course.

Candidates will be admitted to the courses only if the academic eligibility conditions as prescribed in the Prospectus under Clause 6.2 are fulfilled at the time of admission. This will be verified by the college authorities concerned, at the time of admission.

Thiruvananthapuram  
15.06.2014



Commissioner for Entrance Examinations

## RESULTS OF THE ENGINEERING ENTRANCE EXAMINATION KERALA – 2014

### HIGHLIGHTS

1. The Entrance Examination was conducted at 332 venues in all the 14 Revenue Districts centers of the State, in New Delhi, Mumbai, Ranchi and in Dubai.
2. Total number of candidates appeared in the Engineering Entrance Examination : 103398
  - a. Total number of Male candidates appeared : 56319
  - b. Total number of Female candidates appeared : 47079
3. Total number of candidates qualified in the Engineering Entrance Examinations : 74307
  - a. Total number of Male candidates : 39512
  - b. Total number of Female candidates : 34795
4. Total number of candidates included in the Engineering Rank List : 57081
  - a. Total number of Male candidates : 31530
  - b. Total number of Female candidates : 25551
5. Number of candidates included in the Engineering Rank list based on their course of study at the Plus Two level.






Sl. No.	Qualifying Examination	Total number of candidates in the Rank List	Number of candidates figures in the first 1000 ranks
1	HSE - Kerala	38838	392
2	VHSE – Kerala	329	--
3	HSE/VHSE (Outside Kerala)	287	8
4	AISSCE (CBSE)	16115	546
5	ISCE (CISCE)	1179	48
6	Others	333	6
<b>Total</b>		<b>57081</b>	<b>1000</b>

6. Number of candidates figures based on the candidates district of permanent residence are as follows.

Sl. No.	District	Total number of candidates in the rank list	Number of candidates figured in the first 1000 rank
1	Thiruvananthapuram	6632	107
2	Kollam	5229	64
3	Pathanamthitta	2278	29
4	Alappuzha	3605	35
5	Kottayam	3754	77
6	Idukki	1199	18
7	Ernakulam	7812	149
8	Thrissur	6239	93
9	Palakkad	3381	30
10	Malappuram	5177	144
11	Kozhikkode	5029	139
12	Wayanad	879	13
13	Kannur	4077	56
14	Kasaragod	1224	20
15	Others	566	26
<b>Total</b>		<b>57081</b>	<b>1000</b>






7. Statistical details in respect of the first 100 candidates figured in the Engineering Rank List :
- (a) Sex
    - (i) Male : 86      (ii) Female : 14
  - (b) Native district (in the order of highest four)
    - (i) Malappuram : 20      (ii) Ernakulam : 17      (iii) Thiruvananthapuram : 13
    - (iv) Kozhikkode : 11
  - (c) Number of appearance in the Entrance Examination :
    - (i) First appearance : 73      (ii) Second appearance : 27

**ENGINEERING**  
**DETAILS OF THE STATE-WIDE TOP TEN RANK HOLDERS**

Rank		Name and Address	Roll No.	Total Score
<b>1</b>		<b>RITHUL P</b> ARIYALLUR P/O PERATHARA HOUSE S/O DINESHAN MALAPPURAM DT KERALA  PHONE : 9497659660	216987	<b>585.8495</b>
<b>2</b>		<b>SAFEEL A K</b> AYAPPALLY KALLUVALAPPIL MOOCHILATH HOUSE KANMANAM POST MALAPPURAM DIST KERALA  PHONE : 9846403399	206547	<b>583.5100</b>
<b>3</b>		<b>HARADEV G S</b> KUMPALATHU THARAYIL KADAPPA MYNAGAPPALLY P O KUNNATHOOR THALUK KOLLAM KERALA  PHONE : 9447047891	123328	<b>578.8808</b>
<b>4</b>		<b>NITIN M PAI</b> 48/1703 B DAIVIK ADAYATH LANE ELAMAKKARA COCHIN  PHONE : 9895074430	172291	<b>578.1993</b>
<b>5</b>		<b>VIVEK JACOB MATHAI</b> FLAT NO:12E D BLOCK PEARL BAY APARTMENTS KADAVANTHARA KOCHI KERALA  PHONE : 9847035952	169634	<b>576.5710</b>



**ENGINEERING**  
**DETAILS OF THE STATE-WIDE TOP TEN RANK HOLDERS**

Rank		Name and Address	Roll No.	Total Score
6	 FARZIN.K 14/01/2014	<b>FARZIN K</b> KANDATH HOUSE NEAR KOTT A M U P SCHOOL TIRUR POST MALAPPURAM DT KERALA  PHONE : 9995415797	206661	573.4114
7	 ALAN THELLIYIL AUGUSTINE 16.11.2013	<b>ALAN THELLIYIL AUGUSTINE</b> THELLIYIL HOUSE AMBALATHARA KANDOTH PO PAYYANUR KANNUR DT  PHONE : 9447016448	150960	572.9143
8	 MUHAMMED AHSAN.K.V 14-01-2014	<b>MUHAMMED AHSAN K V</b> PARAPPURATH KUZHI KAKKOVE VAZHAYOOR PO MALAPPURAM  PHONE : 9846636304	222911	571.1365
9	 PRANAV S 16-11-2013	<b>PRANAV S</b> 223 BILIGIRI RMP COLONY YELWAL MYSORE DIST KARNATAKA  PHONE : 9611066562	168408	570.2644
10	 ANAND U.R 14-11-2013	<b>ANAND U R</b> USHUS S N PURAM ROAD THAIKKATTUKARA P O ALUVA KERALA  PHONE : 9387517140	173270	569.9156

ENGINEERING ENTRANCE EXAMINATIONS 2014  
**TOP TWO FROM SC AND ST CATEGORY**

**SC Category**

1	 <b>SIDHARTH RAVI</b> 22.01.2014	<p><b>SIDHARTH RAVI</b>                  KOTTUKANJIRAM VILA VEEDU                  PAPPANAMCODE                  PAPPANAMCODE PO                  THIRUVANANTHAPURAM                  KERALA                  PHONE : 9497008422</p>	Roll No. : 112138 Score : 553.1053 <b>Rank : 65</b>
2	 <b>SARATH. B</b> 25-01-2014	<p><b>SARATH B</b>                  GAYATHRI                  S N PURAM P O                  CHERTHALA                  ALAPPUZHA                  KERALA                  PHONE : 9446929071</p>	Roll No. : 142269 Score : 491.1151 <b>Rank : 654</b>

**ST Category**

1	 <b>RAKSHA . S .</b> 7 . 12 . 2013	<p><b>RAKSHA S</b>                  PNRA 10 M N LANE                  PUSHPANAGAR                  PLAMOODU                  PATTOM PO                  THIRUVANANTHAPURAM                  PHONE : 9496100284</p>	Roll No. : 101931 Score : 436.6398 <b>Rank : 2297</b>
2	 <b>UMESH.K.U</b> 11-11-2013	<p><b>UMESH K U</b>                  KOLIPURA HOUSE                  NAIKKATTY P O                  SULTHAN BATHERY                  WAYANAD                  PHONE : 9387066012</p>	Roll No. : 233099 Score : 414.8379 <b>Rank : 3610</b>

ENGINEERING ENTRANCE EXAMINATIONS 2014

TOP ONE AMONG THOSE WHO APPEARED IN EACH DISTRICT, NEW DELHI, MUMBAI, RANCHI & DUBAI

TVM



**DANISH MOHAMMED S**

BAITH UL NOOR  
MALIECKAL LANE  
M G ROAD  
ATTINGAL  
THIRUVANANTHAPURAM  
PHONE : 9447471548

Roll No. : 106404

Score : 568.6525

**Rank : 12**

KLM



**HARADEV G S**

KUMPALATHU THARAYIL  
KADAPPA  
MYNAGAPPALLY P O  
KUNNATHOOR THALUK  
KOLLAM KERALA  
PHONE : 9447047891

Roll No. : 123328

Score : 578.8808

**Rank : 3**

PTA



**ASWIN JAMES**

SAMATHA BHAVAN  
MUDIYOORKONAM PO  
PANDALAM  
PATHANAMTHITTA  
KERALA  
PHONE : 9446600561

Roll No. : 136085

Score : 554.3113

**Rank : 61**

ALP



**SHAN MUHAMMED**

THAIPARAMBU  
VIJAY NAGAR 23  
LAJANATH WARD  
ALAPPUZHA

PHONE : 9495476922

Roll No. : 142583

Score : 559.1842

**Rank : 41**

KTM



**ALAN THELLIYIL AUGUSTINE**  
THELLIYIL HOUSE  
AMBALATHARA KANDOTH PO  
PAYYANUR KANNUR DT

Roll No. : 150960

Score : 572.9143

**Rank : 7**

PHONE : 9447016448

IDK



**NOEL AUGUSTIN**  
ARACKEL H  
NEDUMKANDAM PO  
MINORCITY  
IDUKKI DISTRICT  
KERALA  
PHONE : 9496246531

Roll No. : 160016

Score : 561.9611

**Rank : 33**

EKM



**NITIN M PAI**  
48/1703 B  
DAIVIK  
ADAYATH LANE  
ELAMAKKARA  
COCHIN  
PHONE : 9895074430

Roll No. : 172291

Score : 578.1993

**Rank : 4**

TCR



**MOHAMMED AJMAL**  
MANOORAYIL H  
POONKAVANAM ROAD  
KARIKKAD PO  
THRISSUR

Roll No. : 190004

Score : 566.3826

**Rank : 19**

PHONE : 9946665477

PKD



**RAMESHWAR BHASKARAN**  
S2 BLOCK II  
SINDUR PARK APARTMENTS  
NO31 DR GURUSWAMY ROAD  
CHETPET  
CHENNAI  
PHONE : 9382695616

Roll No. : 200199

Score : 543.3646

**Rank : 113**

MLP



**SAFEEL A K**  
AYAPPALLY KALLUVALAPPIL  
MOOCHILATH HOUSE  
KANMANAM POST  
MALAPPURAM DIST  
KERALA  
PHONE : 9846403399

Roll No. : 206547  
Score : 583.5100  
**Rank : 2**

KKD



**RITHUL P**  
ARIYALLUR P/O  
PERATHARA HOUSE  
S/O DINESHAN  
MALAPPURAM DT  
KERALA  
PHONE : 9497659660

Roll No. : 216987  
Score : 585.8495  
**Rank : 1**

WYD



**AKHIL JISHNU P**  
SREELAKSHMI  
PADIVAYAL  
VADUVANCHAL  
WAYANAD  
KERALA  
PHONE : 9497305519

Roll No. : 232217  
Score : 536.7090  
**Rank : 147**

KNR



**VISHNU VALSALAN**  
SREEVALSAM  
NEAR S N COLLEGE  
THOTTADA PO  
KANNUR 7  
KERALA  
PHONE : 9446776932

Roll No. : 236403  
Score : 565.6165  
**Rank : 21**

KSD




**PRANAV A K**  
SREENANDANAM  
SURABHI HOUSING COLONY  
NULLIPADY  
KASARAGOD  
KERALA  
PHONE : 9447366144

Roll No. : 244268  
Score : 557.3865  
**Rank : 50**

---

**DLH**



**ARJUN H**  
A 2/ 119F MAYUR VIHAR  
PHASE III  
DELHI

PHONE : 9968718441

Roll No. : 247222

Score : 554.4546

**Rank : 60**

---

**RNC**

**RESULT WITHHELD**

---

**DUB**



**ANEENA ANNIE MONCY**  
C/O MONCY V CHACKO  
PRESHANTI  
MOOLAVATTOM POST  
KOTTAYAM  
KERALA  
PHONE : 9446119396

Roll No. : 248622

Score : 554.0267

**Rank : 64**

---

**MUM**



**ARVIND MENON**  
307 LOTUS B WING  
MAITRI GARDEN  
POKHRAN ROAD NO 2  
THANE W  
MAHARASHTRA  
PHONE : 9987344880

Roll No. : 248066

Score : 535.5860

**Rank : 155**

---

## APPENDIX-I

### KEAM 2014 SUBJECT-WISE STATISTICAL CHARACTERISTICS FOR STANDARDISATION

#### Global Mean And Standard Deviation

Year	Maths		Physics		Chemistry		Computer Science	
	Mean	SD	Mean	SD	Mean	SD	Mean	SD
2014	61.1911	19.6354	65.3420	15.1765	68.3256	16.1052	73.5633	15.1231

#### Andhra Pradesh Board of Intermediate Education [AP]

Year	Maths			Physics			Chemistry			Computer Science		
	Mean	SD	Max Mark	Mean	SD	Max Mark	Mean	SD	Max Mark	Mean	SD	Max Mark
2014	63.6900	21.5460	150	63.6202	14.7034	90	69.3965	16.9093	90			

#### Bihar School Examination Board [BH]

Year	Maths			Physics			Chemistry			Computer Science		
	Mean	SD	Max Mark	Mean	SD	Max Mark	Mean	SD	Max Mark	Mean	SD	Max Mark
2014	63.6900	21.5460	100	63.6202	14.7034	100	69.3965	16.9093	100			
2013	58.8009	13.7520	100	66.3810	8.4134	100	58.9758	9.4493	100			
1999	58.8009	13.7520	200	66.3810	8.4134	200	58.9758	9.4493	200			

#### Board of Intermediate Education Andhra Pradesh, Hyderabad [BI]

Year	Maths			Physics			Chemistry			Computer Science		
	Mean	SD	Max Mark	Mean	SD	Max Mark	Mean	SD	Max Mark	Mean	SD	Max Mark
2014	63.6900	21.5460	150	63.6202	14.7034	90	69.3965	16.9093	90			
2013	74.4663	19.6657	150	73.9281	16.3206	90	74.6330	15.8969	90			

#### Cambridge AS/ A Level [CA]

Year	Maths			Physics			Chemistry			Computer Science		
	Mean	SD	Max Mark	Mean	SD	Max Mark	Mean	SD	Max Mark	Mean	SD	Max Mark
2013	59.7512	20.6277	100	63.8210	15.6085	100	68.6610	16.6798	100			

#### CBSE [CB]

Year	Maths			Physics			Chemistry			Computer Science		
	Mean	SD	Max Mark	Mean	SD	Max Mark	Mean	SD	Max Mark	Mean	SD	Max Mark
2014	63.6900	21.5460	100	63.6202	14.7034	100	69.3965	16.9093	100	74.2335	16.0433	100
2013	59.7512	20.6277	100	63.8210	15.6085	100	68.6610	16.6798	100	72.9174	15.1644	100
2012	61.4762	20.4997	100	63.3025	15.5716	100	67.6240	16.1684	100	71.8063	14.6544	100
2011	62.7051	20.7047	100	63.7192	15.0092	100	66.2680	15.7433	100	72.5683	14.4083	100
2010	59.7533	18.4876	100	63.4423	15.6465	100	68.1387	16.1242	100	73.7574	14.4679	100
2007	63.6551	19.6299	100	64.4400	15.4488	100	67.6668	15.8602	100			
2006	63.6551	19.6299	100	64.4400	15.4488	100	67.6668	15.8602	100			

1996	63.6551	19.6299	100	64.4400	15.4488	100	67.6668	15.8602	100			
------	---------	---------	-----	---------	---------	-----	---------	---------	-----	--	--	--

### Chhattisgarh Board of Secondary Education [CG]

Year	Maths			Physics			Chemistry			Computer Science		
	Mean	SD	Max Mark	Mean	SD	Max Mark	Mean	SD	Max Mark	Mean	SD	Max Mark
2014	63.6900	21.5460	100	63.6202	14.7034	100	69.3965	16.9093	100			

### University of Cambridge [CI]

Year	Maths			Physics			Chemistry			Computer Science		
	Mean	SD	Max Mark	Mean	SD	Max Mark	Mean	SD	Max Mark	Mean	SD	Max Mark
2013	59.7512	20.6277	100	63.8210	15.6085	100	68.6610	16.6798	100			

### Goa Board of Secondary and Higher Secondary Education [GB]

Year	Maths			Physics			Chemistry			Computer Science		
	Mean	SD	Max Mark	Mean	SD	Max Mark	Mean	SD	Max Mark	Mean	SD	Max Mark
2014	47.5071	14.2071	100	65.1484	13.5152	100	58.4699	12.5059	100			

### Gujarat Secondary and Higher Secondary Education Board [GS]

Year	Maths			Physics			Chemistry			Computer Science		
	Mean	SD	Max Mark	Mean	SD	Max Mark	Mean	SD	Max Mark	Mean	SD	Max Mark
2014	59.1940	15.8133	200	63.2167	13.2116	300	64.4513	13.0750	300			
2013	62.5901	15.6774	200	63.7660	13.3739	300	63.2394	11.6425	300			

### Hyderabad Board of Intermediate Education [HB]

Year	Maths			Physics			Chemistry			Computer Science		
	Mean	SD	Max Mark	Mean	SD	Max Mark	Mean	SD	Max Mark	Mean	SD	Max Mark
2014	63.6900	21.5460	150	63.6202	14.7034	90	69.3965	16.9093	90			

### Kerala Board of Higher Secondary Education [HS]

Year	Maths			Physics			Chemistry			Computer Science		
	Mean	SD	Max Mark	Mean	SD	Max Mark	Mean	SD	Max Mark	Mean	SD	Max Mark
2014	58.6578	18.6188	100	65.0460	14.8049	120	66.0231	17.1509	120	70.9973	16.3330	120
2013	56.1231	17.2803	100	72.3261	12.0575	120	69.1367	15.5075	120	68.2504	16.2534	120
2012	56.4435	16.6036	100	65.8527	14.1527	120	69.2396	16.3495	120	73.5673	15.5367	120
2011	57.6429	18.2273	100	72.3953	14.5406	120	69.6036	13.8246	120	76.8555	12.7308	120
2010	57.2644	14.8051	100	74.1871	10.9986	120	79.2022	11.9086	120	72.4034	15.2270	120
2009	61.2048	15.5507	100	67.6168	12.2354	100	68.8448	12.9312	100	74.6554	12.6337	100
2008	63.2536	16.3868	100	67.3022	12.3158	100	73.6661	12.1809	100			
2007	61.2280	14.2728	100	68.0881	11.3224	100	68.3288	11.9849	100			



2006	55.0825	17.3397	100	62.1717	12.7346	100	70.8751	14.4224	100			
2005	55.4963	17.9489	100	61.0856	13.1722	100	72.7895	14.3674	100			
2004	56.9155	17.9799	100	62.0860	13.7436	100	64.7844	13.6847	100			
2002	50.0173	15.4392	150	58.8293	11.8481	150	63.6353	12.1973	150			

### ISCE [IS]

Year	Maths			Physics			Chemistry			Computer Science		
	Mean	SD	Max Mark	Mean	SD	Max Mark	Mean	SD	Max Mark	Mean	SD	Max Mark
2014	75.1564	17.1791	100	68.3136	16.4305	100	66.6638	15.7089	100	86.8849	11.5827	100
2013	70.2140	17.8138	100	65.9322	16.8684	100	62.7677	15.6209	100	80.4576	13.8328	100
2012	66.9747	17.7489	100	66.0500	16.6599	100	63.8962	15.1703	100	80.0395	14.1328	100
2011	69.0567	17.2156	100	66.6313	16.0099	100	65.4119	15.5488	100	78.3993	13.4297	100
2010	69.3113	17.2927	100	62.2029	16.0010	100	64.0780	14.3904	100	78.1685	13.7316	100

### Karnataka Board of Pre- University Education [KB]

Year	Maths			Physics			Chemistry			Computer Science		
	Mean	SD	Max Mark	Mean	SD	Max Mark	Mean	SD	Max Mark	Mean	SD	Max Mark
2014	65.8027	21.9002	100	69.8884	17.6693	100	71.3026	17.0326	100			
2013	49.2334	19.5343	100	64.2227	19.2867	100	64.1410	18.9113	100			
2012	55.6767	20.7561	100	64.6169	19.0267	100	57.2612	19.2832	100			

### Maharashtra State Board of Secondary and Higher Secondary Education [MH]

Year	Maths			Physics			Chemistry			Computer Science		
	Mean	SD	Max Mark	Mean	SD	Max Mark	Mean	SD	Max Mark	Mean	SD	Max Mark
2014	63.6900	21.5460	100	63.6202	14.7034	100	69.3965	16.9093	100			
2013	50.8000	15.5610	100	46.3600	11.8930	100	48.7400	11.3760	100			

### Madhya Pradesh Board of Secondary Education [MP]

Year	Maths			Physics			Chemistry			Computer Science		
	Mean	SD	Max Mark	Mean	SD	Max Mark	Mean	SD	Max Mark	Mean	SD	Max Mark
2011	58.7371	18.2130	100	64.8142	13.5284	100	60.2741	11.8023	100			

### Board of Secondary Education Madhya Bharat Gwalior [MR]

Year	Maths			Physics			Chemistry			Computer Science		
	Mean	SD	Max Mark	Mean	SD	Max Mark	Mean	SD	Max Mark	Mean	SD	Max Mark
2013	59.7512	20.6277	100	63.8210	15.6085	100	68.6610	16.6798	100			

### Maharashtra State Board of Secondary and Higher Secondary Education, Pune [MS]

Year	Maths			Physics			Chemistry			Computer Science		
------	-------	--	--	---------	--	--	-----------	--	--	------------------	--	--

	Mean	SD	Max Mark	Mean	SD	Max Mark	Mean	SD	Max Mark	Mean	SD	Max Mark
2014	63.6900	21.5460	100	63.6202	14.7034	100	69.3965	16.9093	100			

### National Institute of Open Schooling [NI]

Year	Maths			Physics			Chemistry			Computer Science		
	Mean	SD	Max Mark	Mean	SD	Max Mark	Mean	SD	Max Mark	Mean	SD	Max Mark
2014	57.2011	15.6067	100	56.9615	12.3331	100	58.1498	12.0413	100			
2013	58.1771	16.0536	100	57.4496	12.2705	100	56.9063	11.3864	100			

### OISCA Academy Senior High School, Japan [OI]

Year	Maths			Physics			Chemistry			Computer Science		
	Mean	SD	Max Mark	Mean	SD	Max Mark	Mean	SD	Max Mark	Mean	SD	Max Mark
2013	59.7512	20.6277	100	63.8210	15.6085	100	68.6610	16.6798	100			

### Rajasthan Board of Secondary Education [RB]

Year	Maths			Physics			Chemistry			Computer Science		
	Mean	SD	Max Mark	Mean	SD	Max Mark	Mean	SD	Max Mark	Mean	SD	Max Mark
2014	60.7049	18.6257	100	58.2244	11.5973	100	60.7368	13.1225	100			

### UMALUSI Council for Quality Assurance in General and Further Education and Training South Africa [SA]

Year	Maths			Physics			Chemistry			Computer Science		
	Mean	SD	Max Mark	Mean	SD	Max Mark	Mean	SD	Max Mark	Mean	SD	Max Mark
2014	63.6900	21.5460	300	63.6202	14.7034	200	69.3965	16.9093	200			

### Tamil Nadu Board of Higher Secondary Education [TN]

Year	Maths			Physics			Chemistry			Computer Science		
	Mean	SD	Max Mark	Mean	SD	Max Mark	Mean	SD	Max Mark	Mean	SD	Max Mark
2014	62.2929	19.4797	200	64.5262	17.7026	200	64.8385	17.3750	200			
2013	59.1109	18.9737	200	64.2009	16.4028	200	62.1373	17.6209	200			
2011	62.3675	19.4789	200	63.2258	16.8200	200	62.7338	16.2772	200			

### Uttar Pradesh Board of High School and Intermediate Education [UP]

Year	Maths			Physics			Chemistry			Computer Science		
	Mean	SD	Max Mark	Mean	SD	Max Mark	Mean	SD	Max Mark	Mean	SD	Max Mark
2014	63.6900	21.5460	100	63.6202	14.7034	100	69.3965	16.9093	100			

### Kerala Vocational Higher Secondary Education [VH]

Year	Maths			Physics			Chemistry			Computer Science		
	Mean	SD	Max Mark	Mean	SD	Max Mark	Mean	SD	Max Mark	Mean	SD	Max Mark
2014	58.6578	18.6188	100	65.0460	14.8049	120	66.0231	17.1509	120			
2013	56.1231	17.2803	100	72.3261	12.0575	120	69.1367	15.5075	120			
2012	56.4435	16.6036	100	65.8527	14.1527	120	69.2396	16.3495	120			
2010	50.0712	9.9299	100	62.6529	9.0223	120	63.1929	9.5120	120			
2009	50.7711	9.6240	100	56.4711	8.0686	100	57.3715	8.3341	100			
2008	47.8021	8.4424	100	58.0897	8.1766	100	58.0963	7.6411	100			
2007	47.8021	8.4424	100	58.0897	8.1766	100	58.0963	7.6411	100			