



Government of Kerala

# **ENGINEERING**

## **ENTRANCE EXAMINATIONS KERALA – 2015**

**Dates of Examinations : April 20-21, 2015**



### **RESULTS - HIGHLIGHTS**

**June 16, 2015**

**OFFICE OF THE COMMISSIONER FOR ENTRANCE EXAMINATIONS**  
HOUSING BOARD BUILDINGS, SANTHI NAGAR, THIRUVANANTHAPURAM – 695 001  
Telephone: 0471-2332120, 2338487. Fax: 0471-2337228

Website : [www.cee.kerala.gov.in](http://www.cee.kerala.gov.in)



## RESULTS OF THE ENGINEERING ENTRANCE EXAMINATION KERALA – 2015

### HIGHLIGHTS

1. The Entrance Examination was conducted at 350 venues in all the 14 Revenue Districts centers of the State, in New Delhi, Mumbai and in Dubai.
2. (i) Total number of candidate appeared in the Engineering Entrance Examination : 111109  
 a. Male candidates : 59921                      b. Female candidates : 51188
3. Total number of candidates qualified in the Engineering Entrance Examination : 75258  
 a. Male candidates qualified : 39459   b. Female candidates qualified : 35799
4. Total number of candidates included in the Engineering Rank List : 55180  
 a. Male candidates : 30708                      b. Female candidates : 24472
5. Number of candidates included in the Engineering Rank list based on their course of study at the Plus Two level.

Sl. No.	Qualifying Examination	Total number of candidates in the Rank List	Number of candidates figured in the first 1000 ranks
1	HSE - Kerala	37976	367
2	VHSE – Kerala	386	0
3	HSE/VHSE (Outside Kerala)	254	6
4	AISSCE (CBSE)	15109	556
5	ISCE (CISCE)	1157	63
6	Others	298	8
<b>Total</b>		<b>55180</b>	<b>1000</b>

5. Number of candidates figured in the first **1000** ranks, based on the candidates' district of permanent residence are as follows.

District	Total number of candidates in the rank list	Number of candidates figured in the first 1000 ranks
Thiruvananthapuram	6690	115
Kollam	5260	60
Pathanamthitta	2204	26
Alappuzha	3389	48
Kottayam	3404	75
Idukki	1104	12
Ernakulam	7360	173
Thrissur	5698	70
Palakkad	3249	39
Malappuram	5203	139
Kozhikkode	4946	125
Wayanad	767	16
Kannur	4116	58
Kasaragod	1299	24
Others	491	20
<b>Total</b>	<b>55180</b>	<b>1000</b>

6. Statistical details in respect of the first **100** candidates figured in the Engineering Rank List :
  - (a) Sex – Male : 57                      Female : 43
  - (b) Native district (in the order of highest four)
    - (i) Ernakulam : 23    (ii) Kozhikkode : 15                      (ii) Thiruvananthapuram : 14
    - (iv) Malappuram : 11
  - (c) Number of appearance in the Entrance Examination :  
 First appearance : 72    Second appearance : 28



Government of Kerala  
Office of the Commissioner for Entrance Examinations  
Housing Board Buildings, Santhi Nagar, Thiruvananthapuram - 695 001

## NOTIFICATION

### ENGINEERING RANK LIST, KERALA 2015 - PUBLISHED

The rank list for admission to Engineering Courses 2015, is published herewith. The results will be available on the website of the Commissioner for Entrance Examinations [www.cee.kerala.gov.in](http://www.cee.kerala.gov.in)

The Entrance Examination for Engineering courses 2015 was conducted on 20<sup>th</sup> (Paper-I: Physics & Chemistry) and 21<sup>st</sup> (Paper - II: Mathematics) of April 2015. The scores obtained by the candidates in the Entrance Examination were published on 20.05.2015.

Those candidates who have qualified in the Engineering Entrance Examination were directed to submit the marks obtained for Mathematics, Physics and Chemistry/Computer Science/Biotechnology/Biology in the Second year of Plus Two or equivalent Qualifying Examination through the website [www.cee.kerala.gov.in](http://www.cee.kerala.gov.in) from 25.05.2015 to 06.06.2015 and to submit the duly signed copy of Mark Submission Data along with attested copies of Plus Two mark sheets on or before 06.06.2015 to the Commissioner for Entrance Examinations. The marks submitted by the candidates were subsequently published on the website for verification on 09.06.2015 and the candidates were directed to inform changes, if any, in the published data on or before 12.06.2015. Out of 75,258 candidates qualified in the Engineering Entrance Examination 55,180 candidates have submitted their marks in the Qualifying Examination to the Commissioner for Entrance Examinations.

For the preparation of Engineering Rank list, equal weightage was given to the marks obtained in the Entrance Examination for Engineering (Paper I & Paper II put together) and the grade/marks obtained for Mathematics, Physics and Chemistry/Computer Science/Biotechnology/Biology put together in the Second year of the Qualifying Examination (Plus Two or equivalent), after effecting the standardization procedure as described in Clause 9.7.4 (b)(iii) of the Prospectus.

Some of the Boards/Authorities did not provide the statistical parameters/data essential for the process of standardization of marks of those candidates who studied for the Qualifying Examination under that stream. The marks of candidates from such Boards have been standardized based on the criteria decided upon by the Committee constituted vide G.O.(Rt)No.925/2014/H.Edn dated 15.05.2014 and the decision is final and binding on the applicant.

Marks obtained by the candidate in the Engineering Entrance Examination (Paper I & Paper II put together) is computed out of 300, and added to the total standardized marks of Mathematics, Physics and Chemistry/Computer Science/Biotechnology/Biology as the case may be in the final year of the Qualifying Examination computed out of 300, both corrected to 4 places of decimals. The rank list for Engineering Courses is then prepared based on the total marks obtained out of 600, computed as above.

The results of a few candidates have been withheld for the reason of not submitting the duly signed printout of Mark Submission Data/attested copies of mark sheets of Qualifying Examination. The marks data furnished by respective Boards, of such candidates, are taken for preparation of Engineering Rank List. Their results will be released only on submission of the duly signed 'proforma for release of Engineering Rank' available in the website along with self attested copies of the original mark sheets of the Qualifying Examination. In case, the marks submitted by the candidate which have been used for the preparation of the rank list differ from the actual marks secured by that candidate, he/she will be disqualified. No further communication will be entertained in this regard. Such candidates will also be liable for penal action.

The inclusion of a candidate in the rank list does not entitle him/her for admission to the courses unless he/she satisfies all the conditions of eligibility as prescribed in the Prospectus.






The category/community-wise list based on the rank list will also be published in due course.

Candidates will be admitted to the courses only if the academic eligibility conditions as prescribed in the Prospectus under Clause 6.2 are fulfilled at the time of admission. This will be verified by the college authorities concerned, at the time of admission. The marks in the Qualifying Examination reckoned for preparing the Engineering rank list will be final and will be subjected to verification by the admitting authority. In case any discrepancy is noticed by the admitting authority in the marks submitted for the preparation of rank list, the candidature will be cancelled.






Thiruvananthapuram  
15.06.2015

  
Commissioner for Entrance Examinations

**ENGINEERING**  
**DETAILS OF THE STATE-WIDE TOP TEN RANK HOLDERS**



Rank		Name and Address	Roll No.	Total Score
<b>1</b>	 <b>B ARJUN</b> 15-11-2014	<b>ARJUN B</b> 7A KOWDIAR MANOR JAWAHAR NAGAR KOWDIAR TRIVANDRUM KERALA, Pin 695003  PHONE : 9645104172	113707	<b>578.4276</b>
<b>2</b>	 AMEER HASSAN.A.S 16-01-2015	<b>AMEER HASSAN A S</b> PATHIRIYATT HOUSE AVITANALLUR POST NADUVANNUR VIA KOZHIKODE KERALA, Pin 673614  PHONE : 9495720450	234805	<b>577.8162</b>
<b>3</b>	 SREERAG P 12-12-2014	<b>SREERAG P</b> SREERAG P SREELAKAM NEAR PERUMANPURA TEMPLE P O PERUMANNA KOZHIKODE DIST, Pin 673019  PHONE : 9400992823	234997	<b>576.3741</b>
<b>4</b>	 NITHIN G.K 08-01-2015	<b>NITHIN G K</b> KOCHU VEEDU MENAMKULAM KAZHAKUTTOM PO THIRUVANANTHAPURAM KERALA, Pin 695582  PHONE : 9495202139	112221	<b>571.7543</b>
<b>5</b>	 SREEHARI K 08-11-2014	<b>SREEHARI K</b> SARAYU HOUSE PO CHAMPAD VIA THALASSERY KANNUR DISTRICT KERALA, Pin 670694  PHONE : 9447481160	176223	<b>571.5245</b>

**ENGINEERING**  
**DETAILS OF THE STATE-WIDE TOP TEN RANK HOLDERS**



Rank		Name and Address	Roll No.	Total Score
<b>6</b>	 KEVIN ABRAHAM CHERIAN 17 - 11 - 2014	<b>KEVIN ABRAHAM CHERIAN</b> 31/2016 A ANJUMURI ROAD THAMMANAM PO ERNAKULAM KERALA, Pin 682032  PHONE : 9037782551	177134	<b>565.4433</b>
<b>7</b>	 VINAYAK K 01-01-2015	<b>VINAYAK K</b> SREEYUKTHA KADALUNDI PO KOZHIKODE DIST  Pin 673302  PHONE : 9444293668	238021	<b>564.0179</b>
<b>8</b>	 SHASHWAT SHUKLA 10 NOV 2014	<b>SHASHWAT SHUKLA</b> TYPE V/9 NPOL QUARTERS SAGAR MINISTRY OF DEFENCE THRIKKAKARA POST OFFICE KOCHI, Pin 682021  PHONE : 9446426024	177792	<b>563.7645</b>
<b>9</b>	 AKHIL KRISHNA R 01/01/2015	<b>AKHIL KRISHNA R</b> MADHAVA VILASAM MYLAPRA TOWN P O PATHANAMTHITTA  Pin 689678  PHONE : 9495757927	138975	<b>562.7387</b>
<b>10</b>	 SUJAY V 15-1-2015	<b>SUJAY V</b> UTHRAM HOUSE NEDIYATTIL LANE VENNALA ERNAKULAM KOCHI, Pin 682028  PHONE : 9895346509	178717	<b>562.0826</b>

ENGINEERING ENTRANCE EXAMINATIONS 2015  
**TOP TWO FROM SC AND ST CATEGORY**

**SC Category**

1	 <b>SARATH.B</b> 15.11.2014	<b>SARATH B</b> GAYATHRI S N PURAM P O CHERTHALA ALAPPUZHA Pin 688582 PHONE : 9446929071	Roll No. : 145465 Score : 541.9013 <b>Rank : 73</b>
2	 <b>C S KARTHIK BAAL</b> 23-01-2015	<b>KARTHIK BAAL C S</b> T1 CANARA BANK OFFICERS QTRS OPP NEW BUS STAND TRIPUNITHURA ERNAKULAM KERALA, Pin 682301 PHONE : 9562643094	Roll No. : 178968 Score : 451.3268 <b>Rank : 1279</b>

**ST Category**

1	 <b>AVINASH. V</b> 17 - 01 - 2015	<b>AVINASH V</b> VAISHAKA HOUSE NARAYANAMANGALA KOIPADY VILLAGE PO KUMBLA KASARAGOD DISTRICT, Pin 671321 PHONE : 9995805521	Roll No. : 257555 Score : 409.7806 <b>Rank : 3091</b>
2	 <b>MIDHUN K S</b> 10-01-2015	<b>MIDHUN K S</b> SOUPARNIKA ELEMELASSERI SCHOOL ROAD THENHIPALAM PO MALAPPURAM Pin 673636 PHONE : 8281093841	Roll No. : 220594 Score : 395.4257 <b>Rank : 4219</b>



ENGINEERING ENTRANCE EXAMINATIONS 2015

TOP ONE AMONG THOSE WHO APPEARED IN EACH DISTRICT, NEW DELHI, MUMBAI & DUBAI

TVM



**B ARJUN**  
15-11-2014

**ARJUN B**

7A KOWDIAR MANOR  
JAWAHAR NAGAR  
KOWDIAR  
TRIVANDRUM  
KERALA, Pin 695003  
PHONE : 9645104172

Roll No. : 113707

Score : 578.4276

**Rank : 1**

KLM



**THARIQ.S.M**  
13-01-2015

**THARIQ S M**

THOUFEEK  
PATTATHANAM NAGAR  
HOUSE NO 71  
PATTATHANAM P O  
KOLLAM, Pin 691021  
PHONE : 9400150210

Roll No. : 130116

Score : 553.6860

**Rank : 28**

PTA



**AKHIL KRISHNA R**  
01/01/2015

**AKHIL KRISHNA R**

MADHAVA VILASAM  
MYLAPRA TOWN P O  
PATHANAMTHITTA

Roll No. : 138975

Score : 562.7387

**Rank : 9**

ALP



**SARATH.B**  
15.11.2014

**SARATH B**

GAYATHRI  
S N PURAM P O  
CHERTHALA  
ALAPPUZHA

Pin 688582

PHONE : 9446929071

Roll No. : 145465

Score : 541.9013

**Rank : 73**

KTM



**SARAN V**

SOUPARNIKA HOUSE  
UZHAVOOR P O  
KOTTAYAM

Pin 686634  
PHONE : 9447365570

Roll No. : 154814

Score : 560.6288

**Rank : 12**

IDK



**JERIN K BENNY**

KAKKANATTU HOUSE  
MEKKADAMPU PO  
MUVATTUPUZHA  
ERNAKULAM DISTRICT

Pin 682316  
PHONE : 9400507880

Roll No. : 162271

Score : 551.9790

**Rank : 35**

EKM



**SREEHARI K**


SARAYU HOUSE  
PO CHAMPAD  
VIA THALASSERY  
KANNUR DISTRICT  
KERALA, Pin 670694  
PHONE : 9447481160

Roll No. : 176223

Score : 571.5245

**Rank : 5**

TCR



**BAJU C JOY**

CHIYEZHATH HOUSE  
OPPOSITE TRINITY CONVENT  
KOLAZHY  
THRISSUR  
KERALA, Pin 680010  
PHONE : 9037004434

Roll No. : 194549

Score : 559.1863

**Rank : 15**

PKD



**ATHUL VISWAM**

VISWAJITH  
MANNUR  
PALAKKAD  
KERALA  
Pin 678642  
PHONE : 9656974003

Roll No. : 204165

Score : 546.8187

**Rank : 55**

MLP



**SREEHARI S**

VAISHNAVAM  
NEAR SREEKRISHNA TEMPLE  
THRIKKANDIYOOR PO  
TIRUR  
MALAPPURAM DIST, Pin 676104  
PHONE : 9446767606

Roll No. : 219141

Score : 561.8706

**Rank : 11**

KKD



**AMEER HASSAN A S**

PATHIRIYATT HOUSE  
AVITANALLUR POST  
NADUVANNUR VIA  
KOZHIKODE  
KERALA, Pin 673614  
PHONE : 9495720450

Roll No. : 234805

Score : 577.8162

**Rank : 2**

WYD



**ASHMIL C IBRAHIM**

CHOORYAN HOUSE  
SULTHAN BATHERY  
SULTHAN BATHERY PO  
WAYANAD  
Pin 673592  
PHONE : 9447239586

Roll No. : 243302

Score : 547.1527

**Rank : 54**

KNR



**ASWANTH P P**

ASWANTH BHAVAN  
NARAMBATH  
POST VADAKKUMPAD  
THALASSERY  
KANNUR, Pin 670105  
PHONE : 9745419355

Roll No. : 252735

Score : 559.0675

**Rank : 16**

KSD



**SARATH BABY**

EDASSERIL HOUSE  
RAJAPURAM PO  
POODAMKALLU  
ANANDASHRAMAM VIA  
KASARAGOD, Pin 671532  
PHONE : 8086581828

Roll No. : 256932

Score : 529.8476

**Rank : 132**

---

**DLH**



**VENKITESH V**

DG 891  
SAROJINI NAGAR  
NEW DELHI

Pin 110023  
PHONE : 9868101796

Roll No. : 258829

Score : 513.9358

**Rank : 229**

---

**MUM**



**ROSHAN MATHEW TOM**

B242 ARAVALI  
HILLSIDE IIT BOMBAY  
POWAI  
MUMBAI  
MAHARASHTRA, Pin 400076  
PHONE : 9930506073

Roll No. : 259647

Score : 519.4412

**Rank : 182**

---

**DUB**



**SRIJIT KUMAR**

SIVAGIRI  
RAMANATHAPURAM  
PALAKKAD  
P O PALAKKAD 1  
KERALA, Pin 678001  
PHONE : 9446236597

Roll No. : 260429

Score : 477.0841

**Rank : 679**

---

## APPENDIX-I

### KEAM 2015 SUBJECT-WISE STATISTICAL CHARACTERISTICS FOR STANDARDISATION

#### Global Mean And Standard Deviation

Year	Maths		Physics		Chemistry		Computer Science	
	Mean	SD	Mean	SD	Mean	SD	Mean	SD
2015	61.3537	19.5814	66.0594	15.2008	69.2050	16.1993		

#### Aligarh Muslim University Senior Secondary School Certificate Examination [AM]

Year	Maths			Physics			Chemistry			Computer Science		
	Mean	SD	Max Mark	Mean	SD	Max Mark	Mean	SD	Max Mark	Mean	SD	Max Mark
2015	60.7625	18.7279	100	60.1682	16.4429	100	66.0772	15.3003	100			

#### Andhra Pradesh Board of Intermediate Education [AP]

Year	Maths			Physics			Chemistry			Computer Science		
	Mean	SD	Max Mark	Mean	SD	Max Mark	Mean	SD	Max Mark	Mean	SD	Max Mark
2015	72.5406	20.7030	150	72.1196	13.9425	90	74.8476	14.8616	90			

#### Bihar School Examination Board [BH]

Year	Maths			Physics			Chemistry			Computer Science		
	Mean	SD	Max Mark	Mean	SD	Max Mark	Mean	SD	Max Mark	Mean	SD	Max Mark
2015	62.2452	19.7622	100	71.0310	13.5101	100	74.3373	14.7553	100			
2013	58.8009	13.7520	100	66.3810	8.4134	100	58.9758	9.4493	100			

#### Board of Intermediate Education Andhra Pradesh, Hyderabad [BI]

Year	Maths			Physics			Chemistry			Computer Science		
	Mean	SD	Max Mark	Mean	SD	Max Mark	Mean	SD	Max Mark	Mean	SD	Max Mark
2015	72.5406	20.7030	150	72.1196	13.9425	90	74.8476	14.8616	90			
2014	72.5406	20.7030	150	72.1196	13.9425	90	74.8476	14.8616	90			

#### Cambridge AS/ A Level [CA]

Year	Maths			Physics			Chemistry			Computer Science		
	Mean	SD	Max Mark	Mean	SD	Max Mark	Mean	SD	Max Mark	Mean	SD	Max Mark
2015	62.2452	19.7622	100	71.0310	13.5101	100	74.3373	14.7553	100			
2014	63.6900	21.5460	100	63.6202	14.7034	100	69.3965	16.9093	100			
2013	59.7512	20.6277	100	63.8210	15.6085	100	68.6610	16.6798	100			

#### CBSE [CB]

Year	Maths			Physics			Chemistry			Computer Science		
	Mean	SD	Max Mark	Mean	SD	Max Mark	Mean	SD	Max Mark	Mean	SD	Max Mark

2015	62.2452	19.7622	100	71.0310	13.5101	100	74.3373	14.7553	100	75.5263	14.3353	100
2014	63.6900	21.5460	100	63.6202	14.7034	100	69.3965	16.9093	100	74.2335	16.0433	100
2013	59.7512	20.6277	100	63.8210	15.6085	100	68.6610	16.6798	100	72.9174	15.1644	100
2012	61.4762	20.4997	100	63.3025	15.5716	100	67.6240	16.1684	100	71.8063	14.6544	100
2011	62.7051	20.7047	100	63.7192	15.0092	100	66.2680	15.7433	100	72.5683	14.4083	100

### Chhattisgarh Board of Secondary Education [CG]

Year	Maths			Physics			Chemistry			Computer Science		
	Mean	SD	Max Mark	Mean	SD	Max Mark	Mean	SD	Max Mark	Mean	SD	Max Mark
2015	62.2452	19.7622	100	71.0310	13.5101	100	74.3373	14.7553	100			

### University of Cambridge [CI]

Year	Maths			Physics			Chemistry			Computer Science		
	Mean	SD	Max Mark	Mean	SD	Max Mark	Mean	SD	Max Mark	Mean	SD	Max Mark
2015	62.2452	19.7622	100	71.0310	13.5101	100	74.3373	14.7553	100			
2014	63.6900	21.5460	100	63.6202	14.7034	100	69.3965	16.9093	100			

### Goa Board of Secondary and Higher Secondary Education [GB]

Year	Maths			Physics			Chemistry			Computer Science		
	Mean	SD	Max Mark	Mean	SD	Max Mark	Mean	SD	Max Mark	Mean	SD	Max Mark
2015	52.3258	16.6498	100	60.4647	12.1639	100	62.5632	12.0702	100			

### Gujarat Secondary and Higher Secondary Education Board [GS]

Year	Maths			Physics			Chemistry			Computer Science		
	Mean	SD	Max Mark	Mean	SD	Max Mark	Mean	SD	Max Mark	Mean	SD	Max Mark
2015	62.2452	19.7622	200	71.0310	13.5101	300	74.3373	14.7553	300			
2014	59.1940	15.8133	200	63.2167	13.2116	300	64.4513	13.0750	300			

### Hyderabad Board of Intermediate Education [HB]

Year	Maths			Physics			Chemistry			Computer Science		
	Mean	SD	Max Mark	Mean	SD	Max Mark	Mean	SD	Max Mark	Mean	SD	Max Mark
2015	72.5406	20.7030	150	72.1196	13.9425	90	74.8476	14.8616	90			

### Kerala Board of Higher Secondary Education [HS]

Year	Maths			Physics			Chemistry			Computer Science		
	Mean	SD	Max Mark	Mean	SD	Max Mark	Mean	SD	Max Mark	Mean	SD	Max Mark
2015	60.4055	17.8803	100	66.6396	16.6793	120	73.0772	18.0410	120	71.7652	15.0887	120
2014	58.6578	18.6188	100	65.0460	14.8049	120	66.0231	17.1509	120	70.9973	16.3330	120
2013	56.1231	17.2803	100	72.3261	12.0575	120	69.1367	15.5075	120	68.2504	16.2534	120
2012	56.4435	16.6036	100	65.8527	14.1527	120	69.2396	16.3495	120	73.5673	15.5367	120

2011	57.6429	18.2273	100	72.3953	14.5406	120	69.6036	13.8246	120	76.8555	12.7308	120
2010	57.2644	14.8051	100	74.1871	10.9986	120	79.2022	11.9086	120	72.4034	15.2270	120
2009	61.2048	15.5507	100	67.6168	12.2354	100	68.8448	12.9312	100	74.6554	12.6337	100
2008	63.2536	16.3868	100	67.3022	12.3158	100	73.6661	12.1809	100			
2007	61.2280	14.2728	100	68.0881	11.3224	100	68.3288	11.9849	100			
2005	55.4963	17.9489	100	61.0856	13.1722	100	72.7895	14.3674	100			
2004	56.9155	17.9799	100	62.0860	13.7436	100	64.7844	13.6847	100			

### ISCE [IS]

Year	Maths			Physics			Chemistry			Computer Science		
	Mean	SD	Max Mark	Mean	SD	Max Mark	Mean	SD	Max Mark	Mean	SD	Max Mark
2015	73.4050	17.2206	100	69.3097	16.6538	100	65.5205	15.8216	100	89.3457	11.4429	100
2014	75.1564	17.1791	100	68.3136	16.4305	100	66.6638	15.7089	100	86.8849	11.5827	100
2013	70.2140	17.8138	100	65.9322	16.8684	100	62.7677	15.6209	100	80.4576	13.8328	100

### Karnataka Board of Pre- University Education [KB]

Year	Maths			Physics			Chemistry			Computer Science		
	Mean	SD	Max Mark	Mean	SD	Max Mark	Mean	SD	Max Mark	Mean	SD	Max Mark
2015	64.1108	20.7256	100	69.9220	15.3884	100	72.8181	15.0288	100			
2014	65.8027	21.9002	100	69.8884	17.6693	100	71.3026	17.0326	100			

### Maharashtra State Board of Secondary and Higher Secondary Education [MH]

Year	Maths			Physics			Chemistry			Computer Science		
	Mean	SD	Max Mark	Mean	SD	Max Mark	Mean	SD	Max Mark	Mean	SD	Max Mark
2015	62.2452	19.7622	100	71.0310	13.5101	100	74.3373	14.7553	100			
2014	63.6900	21.5460	100	63.6202	14.7034	100	69.3965	16.9093	100			

### Madhya Pradesh Board of Secondary Education [MP]

Year	Maths			Physics			Chemistry			Computer Science		
	Mean	SD	Max Mark	Mean	SD	Max Mark	Mean	SD	Max Mark	Mean	SD	Max Mark
2015	62.2452	19.7622	100	71.0310	13.5101	100	74.3373	14.7553	100			

### Board of Secondary Education Madhya Bharat Gwalior [MR]

Year	Maths			Physics			Chemistry			Computer Science		
	Mean	SD	Max Mark	Mean	SD	Max Mark	Mean	SD	Max Mark	Mean	SD	Max Mark
2012	61.4762	20.4997	100	63.3025	15.5716	100	67.6240	16.1684	100			

### Maharashtra State Board of Secondary and Higher Secondary Education, Pune [MS]

Year	Maths			Physics			Chemistry			Computer Science		
	Mean	SD	Max Mark	Mean	SD	Max Mark	Mean	SD	Max Mark	Mean	SD	Max Mark

2015	62.2452	19.7622	100	71.0310	13.5101	100	74.3373	14.7553	100			
2014	63.6900	21.5460	100	63.6202	14.7034	100	69.3965	16.9093	100			

### National Institute of Open Schooling [NI]

Year	Maths			Physics			Chemistry			Computer Science		
	Mean	SD	Max Mark	Mean	SD	Max Mark	Mean	SD	Max Mark	Mean	SD	Max Mark
2015	57.5048	15.3814	100	56.5202	11.7302	100	58.4658	11.1785	100			
2014	57.2011	15.6067	100	56.9615	12.3331	100	58.1498	12.0413	100			

### Rajasthan Board of Secondary Education [RB]

Year	Maths			Physics			Chemistry			Computer Science		
	Mean	SD	Max Mark	Mean	SD	Max Mark	Mean	SD	Max Mark	Mean	SD	Max Mark
2015	65.8570	19.6807	100	68.3600	12.6154	100	66.6892	12.0712	100			

### Telangana State Board of Intermediate Education, [TL]

Year	Maths			Physics			Chemistry			Computer Science		
	Mean	SD	Max Mark	Mean	SD	Max Mark	Mean	SD	Max Mark	Mean	SD	Max Mark
2015	62.2452	19.7622	150	71.0310	13.5101	90	74.3373	14.7553	90			

### Tamil Nadu Board of Higher Secondary Education [TN]

Year	Maths			Physics			Chemistry			Computer Science		
	Mean	SD	Max Mark	Mean	SD	Max Mark	Mean	SD	Max Mark	Mean	SD	Max Mark
2015	66.9532	20.4934	200	64.8979	16.8701	200	61.5074	16.7357	200			
2014	62.2929	19.4797	200	64.5262	17.7026	200	64.8385	17.3750	200			
2013	59.1109	18.9737	200	64.2009	16.4028	200	62.1373	17.6209	200			
2011	62.3675	19.4789	200	63.2258	16.8200	200	62.7338	16.2772	200			

### Uttar Pradesh Board of High School and Intermediate Education [UP]

Year	Maths			Physics			Chemistry			Computer Science		
	Mean	SD	Max Mark	Mean	SD	Max Mark	Mean	SD	Max Mark	Mean	SD	Max Mark
2014	63.6900	21.5460	100	63.6202	14.7034	100	69.3965	16.9093	100			

### Kerala Vocational Higher Secondary Education [VH]

Year	Maths			Physics			Chemistry			Computer Science		
	Mean	SD	Max Mark	Mean	SD	Max Mark	Mean	SD	Max Mark	Mean	SD	Max Mark
2015	60.4055	17.8803	100	66.6396	16.6793	120	73.0772	18.0410	120			
2014	58.6578	18.6188	100	65.0460	14.8049	120	66.0231	17.1509	120			
2013	56.1231	17.2803	100	72.3261	12.0575	120	69.1367	15.5075	120			