



Government of Kerala

ENGINEERING ENTRANCE EXAMINATIONS KERALA – 2012

Dates of Examinations : April 23-26, 2012



RESULTS - HIGHLIGHTS

JUNE 25, 2012

OFFICE OF THE COMMISSIONER FOR ENTRANCE EXAMINATIONS
HOUSING BOARD BUILDINGS, SANTHI NAGAR, THIRUVANANTHAPURAM – 695 001
Telephone: 0471-2332120, 2338487. Fax: 0471-2337228

Web site : www.cee-kerala.org , www.cee.kerala.gov.in

ENGINEERING

ENTRANCE EXAMINATIONS



Government of Kerala
Office of the Commissioner for Entrance Examinations
Housing Board Buildings, Santhi Nagar, Thiruvananthapuram - 695 001

NOTIFICATION

Engineering Rank list, Kerala 2012 - Published

The rank list for admission to Engineering Courses 2012, are published herewith. The results will be published through media. It will be available at the Office of the Commissioner for Entrance Examinations and on the website

www.cee.kerala.gov.in

The Entrance Examination for Engineering courses 2012 was conducted on 23rd (Paper-I Physics & Chemistry) and 24th (Paper - II Mathematics) April 2012. The marks secured by the candidates in the Entrance Examination were published on 24.05.2012.

Those candidates who have qualified in the Engineering Entrance Examination were directed to submit the marks obtained for Mathematics, Physics and Chemistry/Computer Science/Biotechnology/Biology in the Second year Plus Two or equivalent qualifying examination through the website www.cee.kerala.gov.in from 26.05.2012 to 12.06.2012 and to submit the duly signed copy of Mark Submission Data and attested copies of Plus Two mark sheets on or before 12.06.2012 to the Commissioner for Entrance Examinations. The marks submitted by the candidates were subsequently published on the web site for verification on 17.06.2012 and the candidates were directed to inform changes, if any, in the published data on or before 20.06.2012. Out of 77510 candidates qualified in the Engineering Entrance Examination 60776 candidates have submitted their marks in the qualifying examination to the Commissioner for Entrance Examinations till 20.06.2012. The data submitted by candidates till 20.06.2012 has been considered for the preparation of rank list.

For the preparation of Engineering Rank list, equal weightage was given to the marks obtained in the Entrance Examination for Engineering (Paper I & Paper II put together) and the grade/marks obtained for Mathematics, Physics and Chemistry/Computer Science/Biotechnology/Biology put together in the Second year of the qualifying examination (Plus Two or equivalent), after effecting the standardization procedure as described in Clause 9.7.4 (b)(iii) of the Prospectus.

The statistical parameters used for standardization of marks of various boards are given in Appendix-I. Some of the Boards/Authorities did not provide the statistical parameters/data essential for the process of standardization of marks of those candidates who studied for the qualifying examination under their stream. The marks of candidates from such Boards have been standardized based on the criteria decided upon by the Committee constituted vide G.O.(MS) No.346/2011/H.Edn. dated 27.12.2011 and the decision is final and binding on the applicant.

Marks obtained by the candidate in the Engineering Entrance Examination (Paper I & Paper II put together) is computed out of 300, and added to the total

standardized marks of Mathematics, Physics and Chemistry/Computer Science/ Biotechnology/Biology as the case may be in the Qualifying Examination computed out of 300, both corrected to 4 places of decimals. The rank list for Engineering Courses is thus prepared based on the total marks obtained out of 600, computed as above.

The results of a few candidates are withheld for the reason of not submitting the duly signed printout of Mark Submission Data/attested copies of mark sheets of qualifying examination. The marks obtained by the candidates in the data furnished by the respective boards are taken for the preparation of Engineering rank list. Their results will be released only on submission of the duly signed declaration along with attested copies of the original mark sheets of the qualifying examination. In case, the marks submitted by the candidate which have been used for the preparation of the rank list differ from the actual marks secured by that candidate, he/she will be disqualified. No further communication will be entertained in this regard. Such candidates will also be liable for penal action in accordance with law.

The inclusion of roll number of any candidate in this list does not entitle him/her for admission unless he/she satisfies all the conditions of eligibility as prescribed in the Prospectus.

The category/community-wise list based on the rank list will also be published in due course.

Candidates will be admitted to the courses only if the academic eligibility conditions as prescribed in the Prospectus under clause 6.2 are fulfilled at the time of admission. This will be verified by the college authorities concerned, at the time of admission.

Thiruvananthapuram

25.06.2012



B.S. Mavoji IAS

Commissioner for Entrance Examinations

RESULTS OF THE ENGINEERING ENTRANCE EXAMINATION KERALA – 2012

HIGHLIGHTS

1. The Entrance Examination was conducted at 307 venues in all the 14 Revenue Districts centers of the State, in New Delhi and in Dubai.
2. Total number candidates appeared in the Engineering Entrance Examination : 106071
 - a. Total number of Male candidates appeared : 56397
 - b. Total number of Female candidates appeared : 49674
3. Total number of candidates qualified in the Engineering Entrance Examinations : 77510
 - a. Total number of Male candidates : 40128
 - b. Total number of Female candidates : 37382
4. Total number of candidates included in the Engineering Rank List : 60776
 - a. Total number of Male candidates : 32269
 - b. Total number of Female candidates : 28507
5. Number of candidates included in the Engineering Rank list based on their course of study at the Plus Two level.






Sl. No.	<i>Qualifying Examination</i>	<i>Total number of candidates in the Rank List</i>	<i>Number of candidates figures in the first 1000 ranks</i>
1	HSE - Kerala	41707	390
2	VHSE – Kerala	464	1
3	HSE/VHSE (Outside Kerala)	298	4
4	AISSCE (CBSE)	16735	545
5	ISCE (CISCE)	1249	45
6	Others	323	15

5. Number of candidates figures based on the candidates district of permanent residence are as follows.






Sl. No.	<i>District</i>	<i>Total number of candidates in the rank list</i>	<i>Number of candidates figured in the first 1000 rank</i>
1	Thiruvananthapuram	6772	102
2	Kollam	5380	57
3	Pathanamthitta	2553	16
4	Alappuzha	3908	42
5	Kottayam	4245	92
6	Idukki	1344	17
7	Ernakulam	8433	162
8	Thrissur	6473	98
9	Palakkad	3645	45
10	Malappuram	5471	123
11	Kozhikkode	5639	140
12	Wayanad	824	15
13	Kannur	4307	56
14	Kasaragod	1376	16
15	Others	406	19

6. Statistical details in respect of the first 100 candidates figured in the Engineering Rank List :
 - (a) Sex
 - (i) Male : 89 (ii) Female : 11
 - (b) Native district (in the order of highest three)
 - (i) Alappuzha : 59 (ii) Thiruvananthapuram : 35 (iii) Kottayam : 5
 - (c) Number of appearance in the Entrance Examination :
 - (i) First appearance : 79 (ii) Second appearance : 21

ENGINEERING ENTRANCE EXAMINATION-2012
DETAILS OF THE STATE-WIDE TOP TEN RANK HOLDERS



Rank		Name and Address	Roll No.	Score out of 600
1	 BINU GEORGE DOB 21-10-1994	BINU GEORGE PULIAMTHOTTIYIL HOUSE CHEERANCHIRA P O CHANGANACHERRY KOTTAYAM DISTRICT PHONE : 0481-2720000	147193	584.5956
2	 JISHNU M 20-12-1994	JISHNU M JISHNU M MARATH HOUSE THALI PO VARAVOOR THRISSUR PHONE : 04884-277090	178812	572.2411
3	 JERIN VINCENT 13.10.1994	JERIN VINCENT KADAMBUKAD HOUSE CHATHANAD EZHIKARA P O NORTH PARAVUR PHONE : 0484-2286756	168779	571.5363
4	 SHAHIN SHAH.K.M 30-05-1995	SHAHIN SHAH K M KOZHIMADAM HOUSE PERUMANNA P O KOZHIKODE PHONE : 0495-2432506	215021	571.4653
5	 SHILPA JOY 06-04-1994	SHILPA JOY D/O DR JOY VARGHESE PALATTY HOUSE PO KATTOOR THRISSUR DISTRICT KERALA PHONE : 0480-2874464	178256	571.1479

ENGINEERING ENTRANCE EXAMINATION-2012
DETAILS OF THE STATE-WIDE TOP TEN RANK HOLDERS

Rank		Name and Address	Roll No.	Score out of 600
6	 ASKAR BABU U 16-12-1992	ASKAR BABU U ASKAR BABU U UROTHODY HOUSE CHERUKULAMBA VATTALLOOR PO MALAPPURAM DT PHONE : 04933-242076	201789	570.8136
7	 AMAL S S 25-08-1993	AMAL S S PALLATHU VEEDU POLICODU VAYAKAL P O VALAKOM KOLLAM DISTRICT PHONE : 0474-2470401	123843	568.7185
8	 JOSEPH SAMUEL 04-05-1994	JOSEPH SAMUEL KAIPPALLIL HOUSE KULANADA PO PATHANAMTHITTA DISTRICT KERALA PHONE : 04734-260445	133027	567.2287
9	 VIJAY SANKAR A 03.09.1993	VIJAY SANKAR A UPASANA MANNAM P O NORTH PARAVUR ERNAKULAM PHONE : 0484-2446204	161882	565.4753
10	 JASEEM UMAR M 16-11-1993	JASEEM UMAR M KANAVU KINASSERY POST POKKUNNU KOZHIKODE PHONE : 0495-2330077	214765	564.9002

ENGINEERING ENTRANCE EXAMINATION-2012
TOP TWO FROM SC AND ST CATEGORY

SC Category

1	 APARNA MOHAN 26.04.1994	APARNA MOHAN ANAND SANATHANAPURAM P O KALARCODE ALAPPUZHA KERALA PHONE : 0477-2268635	Roll No. : 135767 Score : 508.5150 Rank : 310
2	 ASWIN S 30.10.1994	ASWIN S SAVIDHAM NADAKKUTHAZHA VATAKARA PHONE : 0496-2517151	Roll No. : 217044 Score : 479.0494 Rank : 818

ST Category

1	 ARUN GOPAN P 24/03/1994	ARUN GOPAN P PAZHOOR HOUSE MANARCAD P O IRATTUNADA KOTTAYAM KERALA PHONE : 0481-2379596	Roll No. : 147070 Score : 461.5217 Rank : 1272
2	 SREESHA SANKAR 24-08-1994	SREESHA SANKAR KOCHUPLACKAL HOUSE KADAMBODU PADY PO THRISSUR PHONE : 0480-2743144	Roll No. : 179557 Score : 448.9423 Rank : 1763

ENGINEERING ENTRANCE EXAMINATION-2012

TOP ONE AMONG THOSE WHO APPEARED IN EACH DISTRICT, NEW DELHI & DUBAI

Thiruvananthapuram



NANDAGOPAL R
22.03.1995

NANDAGOPAL R
SYAM NIVAS
120
P T P NAGAR
THIRUVANANTHAPURAM
KERALA
PHONE : 9447699183

Roll No. : 113679

Score out of 600 : 558.9083

Rank : 15

Kollam



AMAL S S
25-08-1993

AMAL S S
PALLATHU VEEDU
POLICODU
VAYAKAL P O
VALAKOM
KOLLAM DISTRICT
PHONE : 9446110473

Roll No. : 123843

Score out of 600 : 568.7185

Rank : 7

Pathanamthitta



JOSEPH SAMUEL
04-05-1994

JOSEPH SAMUEL
KAIPPALLIL HOUSE
KULANADA PO
PATHANAMTHITTA DISTRICT
KERALA

Roll No. : 133027

Score out of 600 : 567.2287

Rank : 8

Alappuzha



BIPIN BABU
05/10/1993

BIPIN BABU
VALIYAPUNNACKAL HOUSE
WEST OF COIR BOARD
KALAVOOR P O
ALAPPUZHA

Roll No. : 140259

Score out of 600 : 555.7660

Rank : 25

PHONE : 9142381889

Kottayam



BINU GEORGE
DOB 21-10-1994

BINU GEORGE
PULIAMTHOTTIYIL HOUSE
CHEERANCHIRA P O
CHANGANACHERRY
KOTTAYAM DISTRICT

Roll No. : 147193

Score out of 600 : 584.5956

Rank : 1

PHONE : 9446358425

ENGINEERING ENTRANCE EXAMINATION-2012**TOP ONE AMONG THOSE WHO APPEARED IN EACH DISTRICT, NEW DELHI & DUBAI****Idukki****JOHNY JOSE**
09 - 03 - 1994**JOHNY JOSE**MADEKUNNEL
HOSTEL JUNCTION
MUVATTUPOZHA P O
ERNAKULAM
KERALA
PHONE : 9446208801


Roll No. : 153826

Score out of 600 : 542.6218

Rank : 61**Ernakulam****JERIN VINCENT**
13.10.1994**JERIN VINCENT**KADAMBUKAD HOUSE
CHATHANAD
EZHIKARA P O
NORTH PARAVUR
PHONE : 9947312421

Roll No. : 168779

Score out of 600 : 571.5363

Rank : 3**Trissur**JISHNU M
20-12-1994**JISHNU M**JISHNU M
MARATH HOUSE
THALI PO
VARAVOOR
THRISSUR
PHONE : 9946295121

Roll No. : 178812

Score out of 600 : 572.2411

Rank : 2**Palakkad****KEERTHANA P G**KEERTHANA P G
C/O P K GOPALAKRISHNAN
6/80 SREE NAGAR COLONY
MARUTHA ROAD KOOTUPATHA
PALAKKAD KERALA
PHONE : 9446510865

Roll No. : 192427

Score out of 600 : 561.2474

Rank : 13**Malappuram****ASKAR BABU U**
16-12-1992**ASKAR BABU U**ASKAR BABU U
UROTHODY HOUSE
CHERUKULAMBA
VATTALLOOR PO
MALAPPURAM DT
PHONE : 9349955093

Roll No. : 201789

Score out of 600 : 570.8136

Rank : 6**Kozhikkode**SHAHIN SHAH.K.M
30-05-1995**SHAHIN SHAH K M**KOZHIMADAM HOUSE
PERUMANNA P O
KOZHICKODE
PHONE : 9895335298

Roll No. : 215021

Score out of 600 : 571.4653

Rank : 4

ENGINEERING ENTRANCE EXAMINATION-2012

TOP ONE AMONG THOSE WHO APPEARED IN EACH DISTRICT, NEW DELHI & DUBAI

Wayanad



AMAL VARGHESE
POOCKOTTE HOUSE
MAITHANIKUNNU
SULTHAN BATHERY PO
WAYANAD
KERALA
PHONE : 9747716799

Roll No. : 221090

Score out of 600 : 545.7122

Rank : 52

Kannur



DIPIN K NAIR
DEEPANJALI
SOUTH MANAKKAT
KARIVELLUR P O
KANNUR
KERALA
PHONE : 9446659141

Roll No. : 225301

Score out of 600 : 544.4233

Rank : 56

Kasaragod



PRANAV T V
PRANAV T V
MALLAKKARA
P O PILICODE
KASARAGOD DISTRICT
KERALA
PHONE : 9497046510

Roll No. : 231821

Score out of 600 : 543.0751

Rank : 58

Delhi



AROON K
F 115 CITY APARTMENTS
VASUNDHARA ENCLAVE
DELHI

Roll No. : 234091

Score out of 600 : 549.9631

Rank : 43

PHONE : 9717392750

Dubai



VISHNU SREEKUMAR
C/O K K VASU NAIR
KARTHIKA ALACHANCODE
CHITTUR COLLEGE P O
PALAKKAD DIST
KERALA
PHONE :

Roll No. : 235243

Score out of 600 : 506.6876

Rank : 333

APPENDIX-I

KEAM 2012 SUBJECT-WISE STATISTICAL CHARACTERISTICS FOR STANDARDISATION

Andhra Pradesh Board of Intermediate Education [AP]

Year	Maths			Physics			Chemistry		
	Mean	SD	Max Mark	Mean	SD	Max Mark	Mean	SD	Max Mark
2012	61.4762	20.4997	150	63.3025	15.5716	90	67.6240	16.1684	90
2011	78.0882	16.9447	150	74.5621	13.7806	90	79.7504	12.1429	90

Bihar School Examination Board [BA]

Year	Maths			Physics			Chemistry		
	Mean	SD	Max Mark	Mean	SD	Max Mark	Mean	SD	Max Mark
2012	61.4762	20.4997	100	63.3025	15.5716	100	67.6240	16.1684	100

Bhutan Board of Examinations [BB]

Year	Maths			Physics			Chemistry		
	Mean	SD	Max Mark	Mean	SD	Max Mark	Mean	SD	Max Mark
2011	62.9525	15.0819	100	53.6447	11.6751	100	56.2152	11.3959	100

Cambridge AS/ A Level [CA]

Year	Maths			Physics			Chemistry		
	Mean	SD	Max Mark	Mean	SD	Max Mark	Mean	SD	Max Mark
2012	61.4762	20.4997	100	63.3025	15.5716	100	67.6240	16.1684	100

CBSE [CB]

Year	Maths			Physics			Chemistry		
	Mean	SD	Max Mark	Mean	SD	Max Mark	Mean	SD	Max Mark
2012	61.4762	20.4997	100	63.3025	15.5716	100	67.6240	16.1684	100
2011	62.7051	20.7047	100	63.7192	15.0092	100	66.2680	15.7433	100
2010	59.7533	18.4876	100	63.4423	15.6465	100	68.1387	16.1242	100
2009	63.6551	19.6299	100	64.4400	15.4488	100	67.6668	15.8602	100
2008	63.6551	19.6299	100	64.4400	15.4488	100	67.6668	15.8602	100
2007	63.6551	19.6299	100	64.4400	15.4488	100	67.6668	15.8602	100
2005	63.6551	19.6299	100	64.4400	15.4488	100	67.6668	15.8602	100

Chhattisgarh Board of Secondary Education [CG]

Year	Maths			Physics			Chemistry		
	Mean	SD	Max Mark	Mean	SD	Max Mark	Mean	SD	Max Mark
2012	54.4545	18.2443	100	54.5320	10.8668	100	51.5536	8.3085	100
2011	57.4953	18.5014	100	55.5922	10.8549	120	56.2326	11.1635	120

Cambridge University DPS International School (Singapore) [CU]

Year	Maths			Physics			Chemistry		
	Mean	SD	Max Mark	Mean	SD	Max Mark	Mean	SD	Max Mark
2011	62.7051	20.7047	600	63.7192	15.0092	600	66.2680	15.7433	600

Eastern Cape Department of Education, Zambia [EC]

Year	Maths			Physics			Chemistry		
	Mean	SD	Max Mark	Mean	SD	Max Mark	Mean	SD	Max Mark
2011	62.7051	20.7047	400	63.7192	15.0092	200	66.2680	15.7433	200

Goa Board of Secondary and Higher Secondary Education [GB]

Year	Maths			Physics			Chemistry		
	Mean	SD	Max Mark	Mean	SD	Max Mark	Mean	SD	Max Mark
2012	51.7826	16.8223	100	64.3486	14.5995	100	57.9047	12.5779	100

Gujarat Secondary and Higher Secondary Education Board [GS]

Year	Maths			Physics			Chemistry		
	Mean	SD	Max Mark	Mean	SD	Max Mark	Mean	SD	Max Mark
2012	61.4762	20.4997	100	63.3025	15.5716	150	67.6240	16.1684	150

Kerala Board of Higher Secondary Education [HS]

Year	Maths			Physics			Chemistry		
	Mean	SD	Max Mark	Mean	SD	Max Mark	Mean	SD	Max Mark
2012	56.4435	16.6036	100	65.8527	14.1527	120	69.2396	16.3495	120
2011	57.6429	18.2273	100	72.3953	14.5406	120	69.6036	13.8246	120
2010	57.2644	14.8051	100	74.1871	10.9986	120	79.2022	11.9086	120
2009	61.2048	15.5507	100	67.6168	12.2354	100	68.8448	12.9312	100
2008	63.2536	16.3868	100	67.3022	12.3158	100	73.6661	12.1809	100
2007	61.2280	14.2728	100	68.0881	11.3224	100	68.3288	11.9849	100

2006	55.0825	17.3397	100	62.1717	12.7346	100	70.8751	14.4224	100
2005	55.4963	17.9489	100	61.0856	13.1722	100	72.7895	14.3674	100
2004	56.9155	17.9799	100	62.0860	13.7436	100	64.7844	13.6847	100
2002	50.0173	15.4392	150	58.8293	11.8481	150	63.6353	12.1973	150

CISCE [IS]

Year	Maths			Physics			Chemistry		
	Mean	SD	Max Mark	Mean	SD	Max Mark	Mean	SD	Max Mark
2012	66.9747	17.7489	100	66.0500	16.6599	100	63.8962	15.1703	100
2011	69.0567	17.2156	100	66.6313	16.0099	100	65.4119	15.5488	100
2010	69.3113	17.2927	100	62.2029	16.0010	100	64.0780	14.3904	100
2005	71.7961	17.7092	100	64.7680	15.5981	100	66.2046	14.6327	100

Karnataka Board of Pre- University Education [KB]

Year	Maths			Physics			Chemistry		
	Mean	SD	Max Mark	Mean	SD	Max Mark	Mean	SD	Max Mark
2012	55.6767	20.7561	100	64.6169	19.0267	100	57.2612	19.2832	100
2011	57.1683	21.0800	100	63.3317	18.3942	100	58.8991	19.1564	100

Maharashtra State Board of Secondary and Higher Secondary Education [MH]

Year	Maths			Physics			Chemistry		
	Mean	SD	Max Mark	Mean	SD	Max Mark	Mean	SD	Max Mark
2012	54.2700	17.2800	100	49.9100	15.1200	100	52.4500	14.5200	100
2011	54.2700	17.2800	100	49.9100	15.1200	100	52.4500	14.5200	100

Madhya Pradesh Board of Secondary Education [MP]

Year	Maths			Physics			Chemistry		
	Mean	SD	Max Mark	Mean	SD	Max Mark	Mean	SD	Max Mark
2012	61.4762	20.4997	100	63.3025	15.5716	100	67.6240	16.1684	100
2011	58.7371	18.2130	100	64.8142	13.5284	100	60.2741	11.8023	100

Maharashtra State Board of Secondary and Higher Secondary Education, Pune [MS]

Year	Maths			Physics			Chemistry		
	Mean	SD	Max Mark	Mean	SD	Max Mark	Mean	SD	Max Mark
2012	54.2700	17.2800	100	49.9100	15.1200	100	52.4500	14.5200	100
2011	54.2700	17.2800	100	49.9100	15.1200	100	52.4500	14.5200	100

National Institute of Open Schooling [NI]

Year	Maths			Physics			Chemistry		
	Mean	SD	Max Mark	Mean	SD	Max Mark	Mean	SD	Max Mark
2012	62.3453	17.4343	100	56.4324	11.3964	100	55.7920	10.3502	100
2011	55.5668	15.8742	100	52.8259	10.3505	100	54.3005	10.5669	100

National University of Singapore [NU]

Year	Maths			Physics			Chemistry		
	Mean	SD	Max Mark	Mean	SD	Max Mark	Mean	SD	Max Mark
2011	62.7051	20.7047	100	63.7192	15.0092	100	66.2680	15.7433	100

Department of Pre- University Education, Bangalore [PU]

Year	Maths			Physics			Chemistry		
	Mean	SD	Max Mark	Mean	SD	Max Mark	Mean	SD	Max Mark
2012	55.6767	20.7561	100	64.6169	19.0267	100	57.2612	19.2832	100

Tamil Nadu Board of Higher Secondary Education [TN]

Year	Maths			Physics			Chemistry		
	Mean	SD	Max Mark	Mean	SD	Max Mark	Mean	SD	Max Mark
2012	62.4708	19.6986	200	60.6055	16.7255	200	62.1315	16.8679	200
2011	62.3675	19.4789	200	63.2258	16.8200	200	62.7338	16.2772	200

Uttar Pradesh Board of High School and Intermediate Education [UP]

Year	Maths			Physics			Chemistry		
	Mean	SD	Max Mark	Mean	SD	Max Mark	Mean	SD	Max Mark
2012	61.4762	20.4997	100	63.3025	15.5716	100	67.6240	16.1684	100

Kerala Vocational Higher Secondary Education [VH]

Year	Maths			Physics			Chemistry		
	Mean	SD	Max Mark	Mean	SD	Max Mark	Mean	SD	Max Mark
2012	56.4435	16.6036	100	65.8527	14.1527	120	69.2396	16.3495	120
2011	57.6429	18.2273	100	72.3953	14.5406	120	69.6036	13.8246	120
2010	50.0712	9.9299	100	62.6529	9.0223	120	63.1929	9.5120	120
2009	50.7711	9.6240	100	56.4711	8.0686	100	57.3715	8.3341	100
2008	47.8021	8.4424	100	58.0897	8.1766	100	58.0963	7.6411	100

2007	47.8021	8.4424	100	58.0897	8.1766	100	58.0963	7.6411	100
------	---------	--------	-----	---------	--------	-----	---------	--------	-----

West Bengal Board of Secondary Education [WB]

Year	Maths			Physics			Chemistry		
	Mean	SD	Max Mark	Mean	SD	Max Mark	Mean	SD	Max Mark
2012	61.4762	20.4997	100	63.3025	15.5716	100	67.6240	16.1684	100